






	Facility Name	▼ Total Size Office Size	Construction Type Availability & Previous Use	Year Built Parking & Doors
	<b>1. Meadows III</b> 6195 Shiloh Road Alpharetta Forsyth County	101,120 sq. ft. 8,000 sq. ft. Ceiling: 24 ft.	Masonry Terms: Lease Multi-Tenant	Built: 1996 Parking: 127 Truck Doors (High Dock): 26
	<b>2. McGinnis Park Office Building</b> 1720 Windward Concourse Alpharetta Forsyth County	100,498 sq. ft.	Masonry Terms: Lease Lease: \$20.50 sf gross Multi-Tenant	Built: 2000
	<b>3. Cabot Business Center @ Meadows</b> 5925 Cabot Pkwy. Alpharetta Forsyth County	91,356 sq. ft. 27,000 sq. ft. Ceiling: 24 ft.	Masonry Terms: Lease Lease: \$5.75 psf Single Tenant Previous Use: Miscellaneous	Built: 1999 Parking: 402 Truck Doors (High Dock): 7
	<b>4. Bluegrass Promenade Office Center</b> 1200 Bluegrass Lakes Parkway Alpharetta Forsyth County	90,000 sq. ft.	Masonry Terms: Lease Lease: \$11.00 sf N Multi-Tenant	Built: 2001
	<b>5. Post Road Building</b> 3790 Post Road Alpharetta Forsyth County	51,300 sq. ft. 5,400 sq. ft. Ceiling: 21 / 23 ft.	Masonry Terms: Lease Single Tenant Previous Use: Whse/Dist	Truck Doors (High Dock): 8 Truck Doors (Drive In): 1
	<b>6. Old Alpharetta Road Building</b> 1245 Old Alpharetta Rd. Alpharetta Forsyth County	50,480 sq. ft. 9,500 sq. ft. Ceiling: 18 ft. 5.20 Acres	Masonry Terms: Sale Single Tenant Previous Use: Office/Warehouse	Built: 1986 Parking: 44 Truck Doors (High Dock): 5 Truck Doors (Drive In): 1
	<b>7. D-Mac Industries</b> 1900 Grassland Parkway Alpharetta Forsyth County	47,800 sq. ft. 4,600 sq. ft. Ceiling: 22 ft. 3.30 Acres	Masonry Terms: Sale Sales Price: \$1,825,000 Single Tenant	Built: 1990 Truck Doors (High Dock): 5 Truck Doors (Drive In): 1
	<b>8. Goddard Court Building</b> 785 Goddard Court Alpharetta Forsyth County	45,000 sq. ft. 9,000 sq. ft. Ceiling: 22 ft. 4.00 Acres	Masonry Terms: Sale Single Tenant Previous Use: Office/Warehouse	Built: 1999 Truck Doors (High Dock): 4 Truck Doors (Drive In): 1
	<b>9. Pendley Road Building</b> 2555 Pendley Road Cumming Forsyth County	40,000 sq. ft. Ceiling: 20 ft.	Masonry Terms: Sale/Lease Multi-Tenant	Built: 2001 Truck Doors (High Dock): 4

	<b>10. Pendley Industrial Park Bldg.</b> 2440 Oak St. Cumming Forsyth County	39,200 sq. ft. 4,000 sq. ft. Ceiling: 14 ft. 2.00 Acres	Metal Terms: Sale Single Tenant Previous Use: Whse/Dist	Built: 1982 Parking: 40 Truck Doors: 9
	<b>11. Woodward Ridge 400</b> 1060 Woodward Ridge Parkway Alpharetta Forsyth County	39,200 sq. ft. Ceiling: 20 ft.	Masonry Terms: Sale/Lease Single Tenant Previous Use: Office/Warehouse	Parking: 120 Truck Doors (Drive In): 8
	<b>12. Shiloh Road Building</b> 5965 Shiloh Rd. Alpharetta Forsyth County	37,396 sq. ft. 4,250 sq. ft. Ceiling: 20 ft.	Masonry Terms: Sale/Lease Sales Price: \$2,100,000 Lease: \$5.25 sf MG Single Tenant	Built: 1998 Truck Doors (High Dock): 14 Truck Doors (Drive In): 4
	<b>13. Weber Industrial Drive</b> 1370 Weber Industrial Drive Cumming Forsyth County	30,000 sq. ft. 3.00 Acres	Metal & Masonry Terms: Sale/Lease Multi-Tenant	Truck Doors (High Dock): 5 Truck Doors (Drive In): 2
	<b>14. Ventura Park Business Center</b> 1455 Ventura Drive Cumming Forsyth County	15,000 sq. ft. 3,600 sq. ft. Ceiling: 16 / 32 ft. 1.60 Acres	Terms: Lease Multi-Tenant	Truck Doors (High Dock): 2 Truck Doors (Drive In): 1
	<b>15. DLA Building</b> 2130 Brandon Trail Alpharetta Forsyth County	7,020 sq. ft. 980 sq. ft. Ceiling: 18 / 22 ft.	Masonry Terms: Lease Multi-Tenant Previous Use: Office/Warehouse	Parking: 14 Truck Doors (High Dock): 2 Truck Doors (Drive In): 1